

# Acalanes Union High School District

Located in the suburban family-oriented communities of Lafayette, Moraga, Orinda, Walnut Creek and Canyon, serving 5,800 students in grades 9–12, along with 8,000 through the adult education program.

Acalanes | Campolindo | Del Oro | Las Lomas | Miramonte | CIS | Adult Ed

## KEY ACHIEVEMENTS AND SUCCESSES OF THE DISTRICT

### Statewide Ranking: #1

District Academic Performance Index (API) score for 2007 is the **highest** of the **88** high school districts in California.

#1	<b>Acalanes</b>	<b>882</b>
#2	Los Gatos-Saratoga (Los Gatos)	872
#3	Tamalpais (Marin County)	849
#4	Fremont Union (Sunnyvale)	840
#5	San Dieguito (Encinitas)	830

An API of 800 is considered exemplary. All four of the District's comprehensive high schools rank in the top 25 large comprehensive high schools in California. The API reflects the results of the California Standards Tests for math, English, social science and science and the California High School Exit Examination (CAHSEE). The index ranges from 200 to 1,000. In general, higher API scores indicate higher overall academic performance. For detailed information on testing and assessment results, go to [www.cde.ca.gov](http://www.cde.ca.gov).

### High AP Participation

District students have achieved substantial representation in the 2006–07 Advanced Placement Testing Program:

Number of AP exams taken	<b>2,638</b>
No. of students taking tests	<b>1,538</b>
Percentage of test scores of 3 (passing) or higher—in District	<b>88%</b>
Percentage of test scores of 3 (passing) or higher—statewide	26%

#### Participation Rates of Juniors and Seniors:

<b>Acalanes Union HS District</b>	<b>52%</b>
California	25%

The College Board, in collaboration with colleges and universities, created these exams to assess student understanding of college-level curricula, providing colleges and universities with a sense of a student's ability to be successful in rigorous courses and award college credit or placement based on student test results.

### More Measures of Student Successes

	Acalanes Union High School District	State averages
<b>Advanced Placement Exam pass rate versus senior enrollment</b>	<b>159%</b>	56%
<b>Graduates meeting all UC a-g requirements</b>	<b>70%</b>	40%
<b>Percentage of students taking the SAT exam</b>	<b>86%</b>	41%
<b>Average SAT scores</b>		
	Critical Reading: <b>586</b>	495
	Math: <b>607</b>	516
	Writing: <b>593</b>	495
	Total: <b>1786</b>	1506
<b>2006 High School Exit Exam pass rate</b>	<b>100%</b>	94%
<b>Graduation rate</b>	<b>99%</b>	83%
<b>Dropout rate</b>	<b>0.2%</b>	3.7%

### Strong Instructors; Manageable Classes

- **320** full and part-time classroom teachers district-wide
- **99%** of teachers are fully credentialed
- **99%** of teachers in core academic areas meet federal *No Child Left Behind* requirements
- Average class size: **25.8 students**

### Emphasis on Academics... But Achieving a Balance

- Students have access to a seven-period day.
- Schools offer a wide range of college prep, Advanced Placement, career/vocational, performing arts and fine arts classes.
- Each campus offers 40+ athletic teams and 100+ clubs and extra-curricular activities—many county, state and/or nationally ranked.
- Strong student counseling support is provided.

**Measure A greatly increased the District's ability to maintain excellence, but it faces continuing fiscal challenges**

■ The District is **77th** of the **88** high school districts in California in terms of **revenue-limit funding received from the state**.

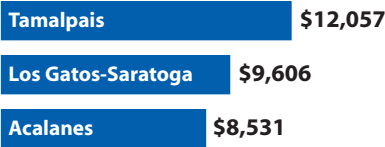
**State Funding Received** (per pupil):



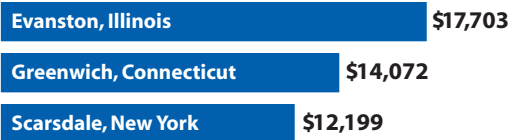
■ While the District receives less than the state average, **it spends more per student**: \$8,531, versus the state average of \$7,645—but still less than comparable California high school districts.

**Per Pupil Spending** (2005–06 year)

California:



...and nationally:



■ If the Acalanes Union High School District received the same revenue-limit funding as the Tamalpais school district, **it could afford to hire approximately 200 additional teachers**.

Source: Ed-Data for FY 2004–05. The data provided represents the most current available.

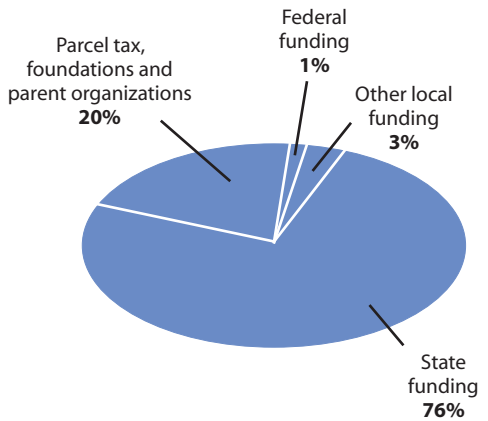
**While the District Controls its Spending...**

■ **Administrative salaries comprise just 4%** of the District's budget (comparable to the state average, and lower than the 6% of comparable school districts).

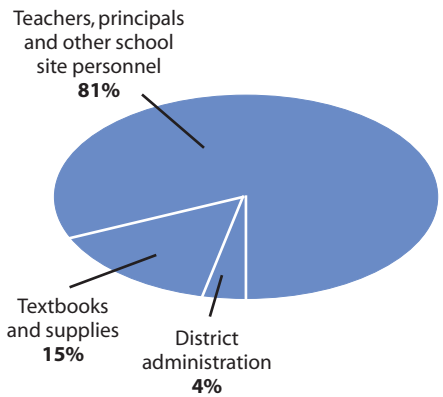
**Due to State Funding Limits, the District has come to rely on other funding sources**

■ **Funding from parent groups, education foundations and parcel taxes represent 20%** of the 2007–08 budget. **Parcel tax and donor revenues are critical funding sources since state revenues are not sufficient to provide the superior education expected by the Acalanes community.**

**Where the Money Comes From**



**Where the Money Goes**



For the 2007–08 school year

**Want more information on California school finance? Try these websites:**

- EdSource:** [www.californiaschoolfinance.org](http://www.californiaschoolfinance.org)
- EdData:** [www.ed-data.k12.ca.us](http://www.ed-data.k12.ca.us)



**Governing Board**  
 Judy Carney, President  
 Kathy Coppersmith, Clerk  
 Vanessa Crews  
 Tom Mulvaney  
 Richard Whitmore

**Questions or Comments? Please contact us:**

**Mail:** Acalanes Union High School District  
 1212 Pleasant Hill Road  
 Lafayette, CA 94549  
**E-mail:** [AUHSDtoday@acalanes.k12.ca.us](mailto:AUHSDtoday@acalanes.k12.ca.us)  
**Phone:** (925) 280-3900  
**Website:** [www.acalanes.k12.ca.us](http://www.acalanes.k12.ca.us)