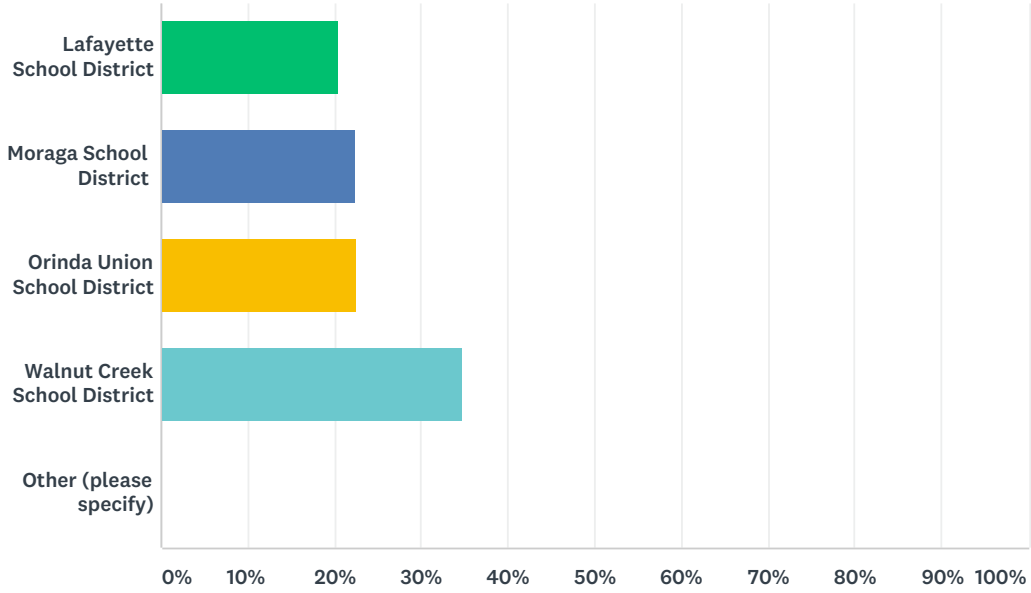


Q1 At which school district do you work?

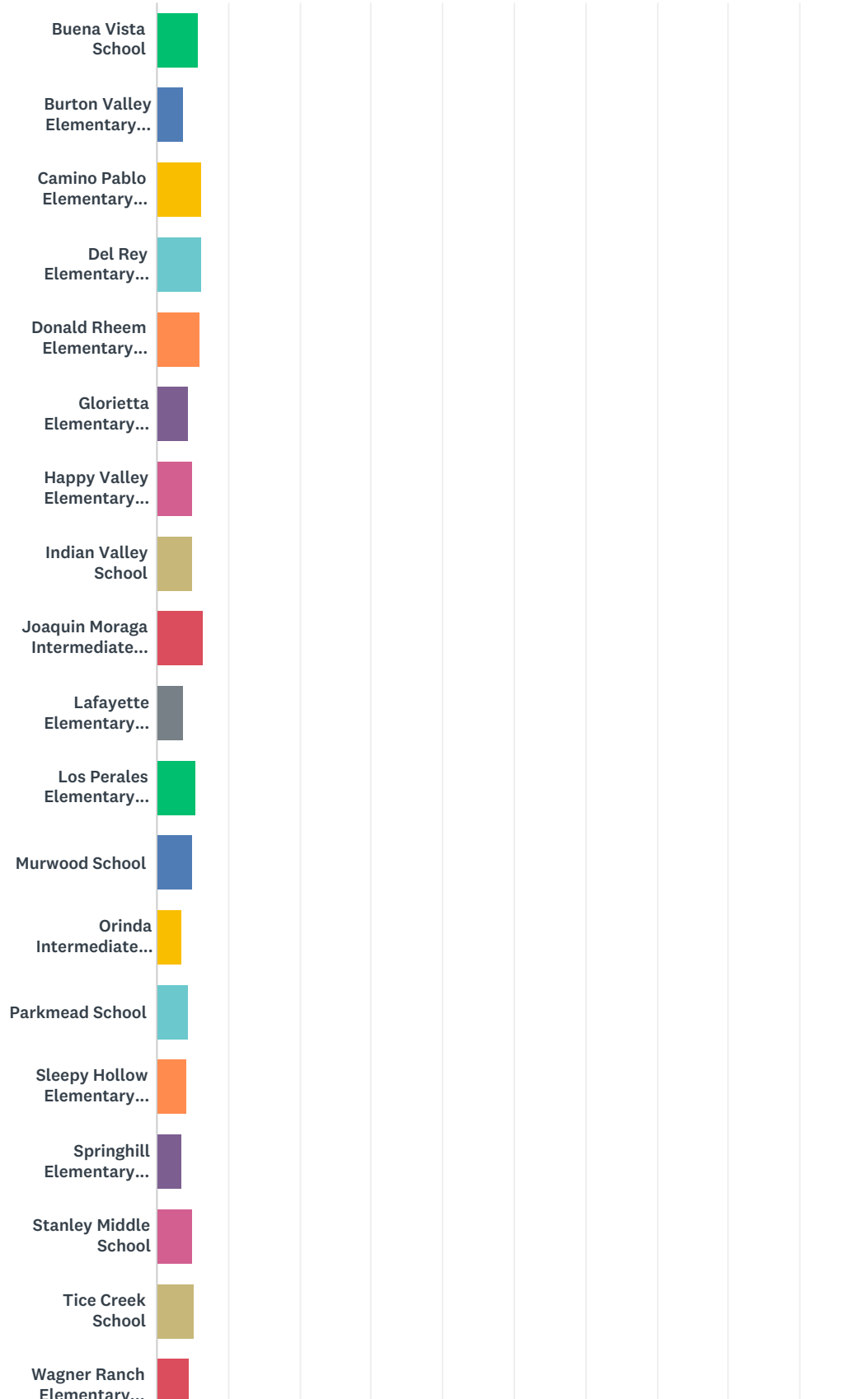
Answered: 493 Skipped: 3



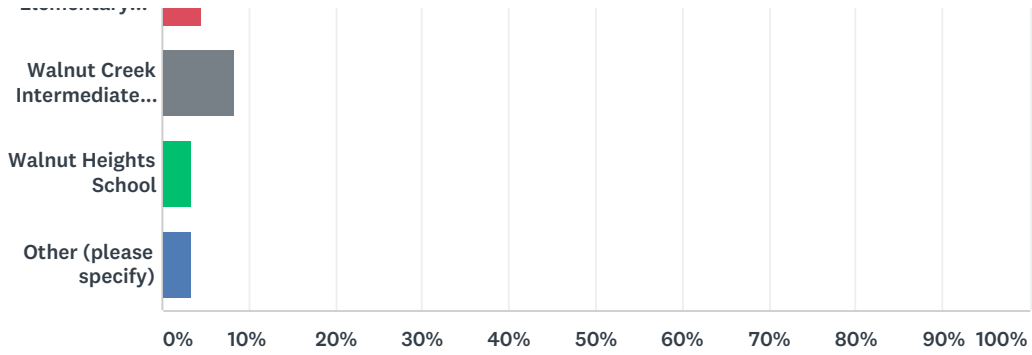
ANSWER CHOICES	RESPONSES	
Lafayette School District	20.49%	101
Moraga School District	22.31%	110
Orinda Union School District	22.52%	111
Walnut Creek School District	34.69%	171
Other (please specify)	0.00%	0
TOTAL		493

Q2 At which school do you work?

Answered: 488 Skipped: 8



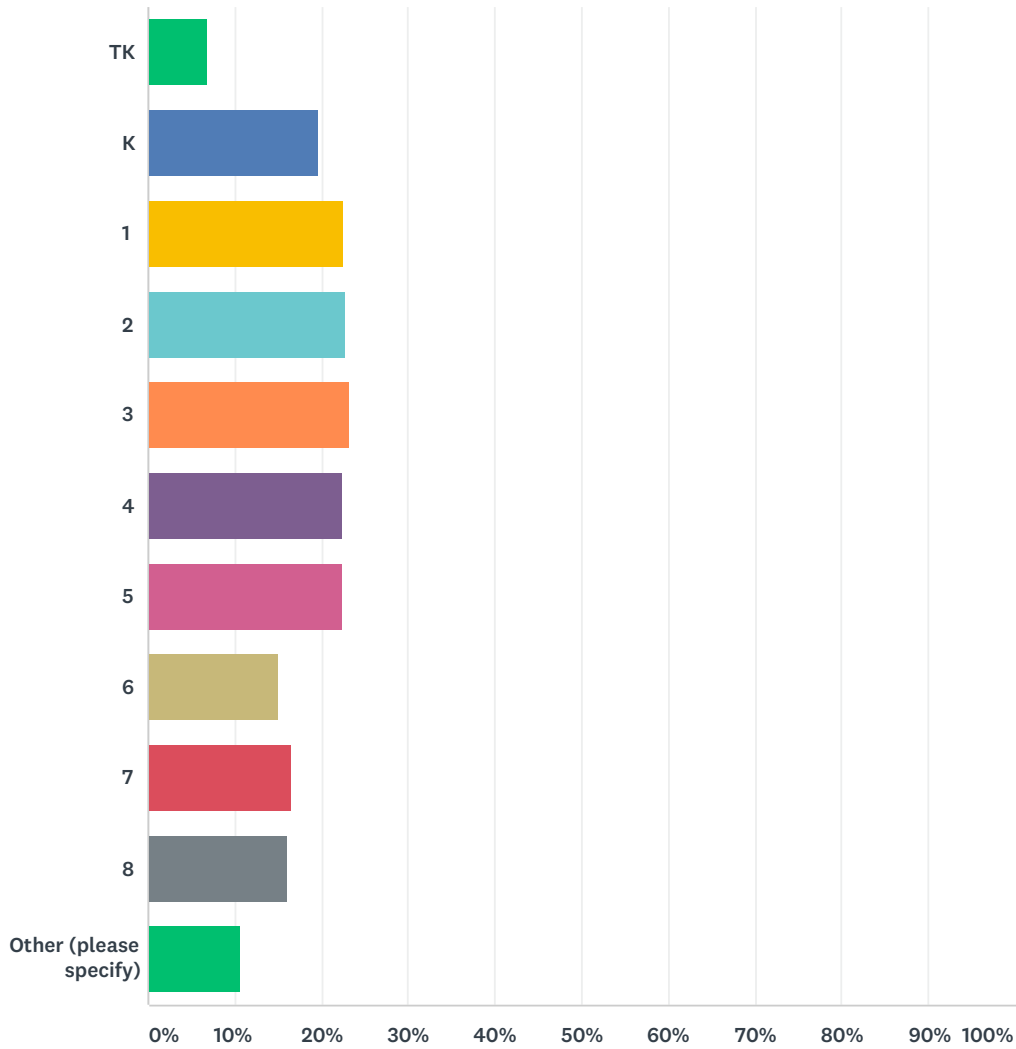
Partner District Calendar Survey - TK-8 Staff



ANSWER CHOICES	RESPONSES	
Buena Vista School	5.94%	29
Burton Valley Elementary School	3.69%	18
Camino Pablo Elementary School	6.35%	31
Del Rey Elementary School	6.35%	31
Donald Rheem Elementary School	6.15%	30
Glorietta Elementary School	4.30%	21
Happy Valley Elementary School	4.92%	24
Indian Valley School	4.92%	24
Joaquin Moraga Intermediate School	6.56%	32
Lafayette Elementary School	3.69%	18
Los Perales Elementary School	5.53%	27
Murwood School	4.92%	24
Orinda Intermediate School	3.48%	17
Parkmead School	4.30%	21
Sleepy Hollow Elementary School	4.10%	20
Springhill Elementary School	3.48%	17
Stanley Middle School	4.92%	24
Tice Creek School	5.33%	26
Wagner Ranch Elementary School	4.51%	22
Walnut Creek Intermediate School	8.40%	41
Walnut Heights School	3.28%	16
Other (please specify)	3.28%	16
Total Respondents: 488		

Q3 With which grade do you spend most your working hours this year (check all that apply)?

Answered: 488 Skipped: 8



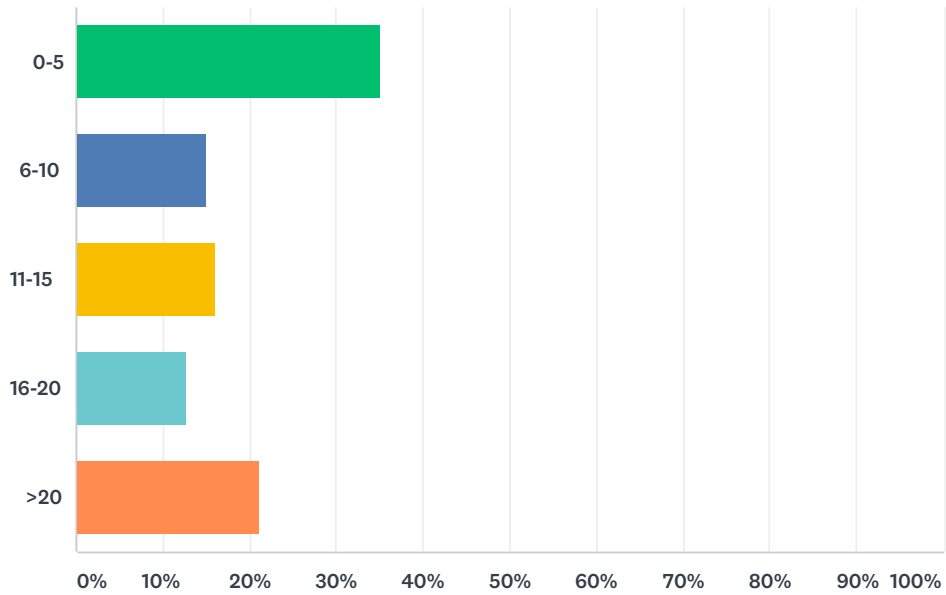
ANSWER CHOICES	RESPONSES	
TK	6.97%	34
K	19.67%	96
1	22.54%	110
2	22.75%	111
3	23.16%	113
4	22.34%	109
5	22.34%	109
6	15.16%	74
7	16.60%	81

Partner District Calendar Survey - TK-8 Staff

8	16.19%	79
Other (please specify)	10.66%	52
Total Respondents: 488		

Q4 How many years have you been working in your current district?

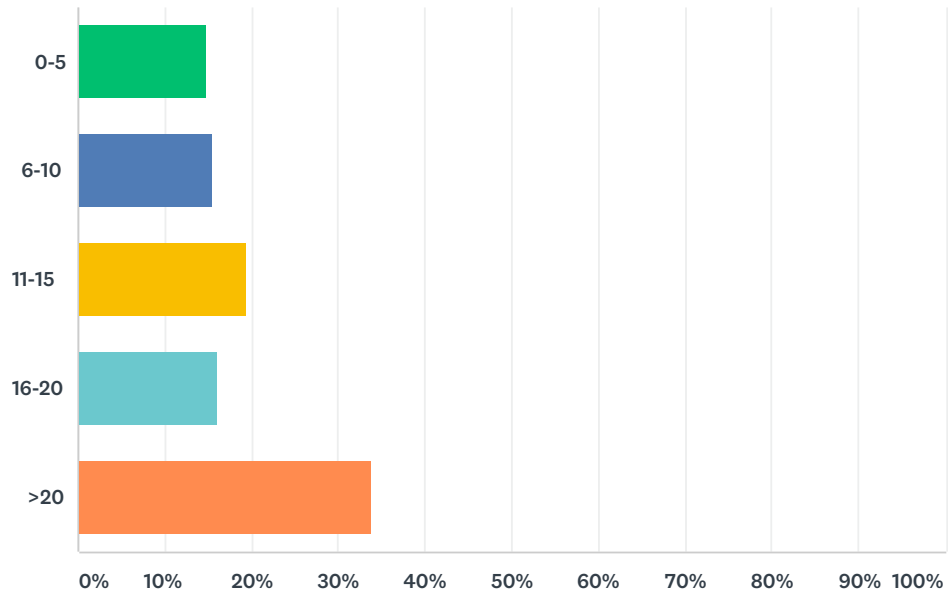
Answered: 481 Skipped: 15



ANSWER CHOICES	RESPONSES	
0-5	35.14%	169
6-10	14.97%	72
11-15	16.01%	77
16-20	12.68%	61
>20	21.21%	102
TOTAL		481

Q5 How many years have you been working in education?

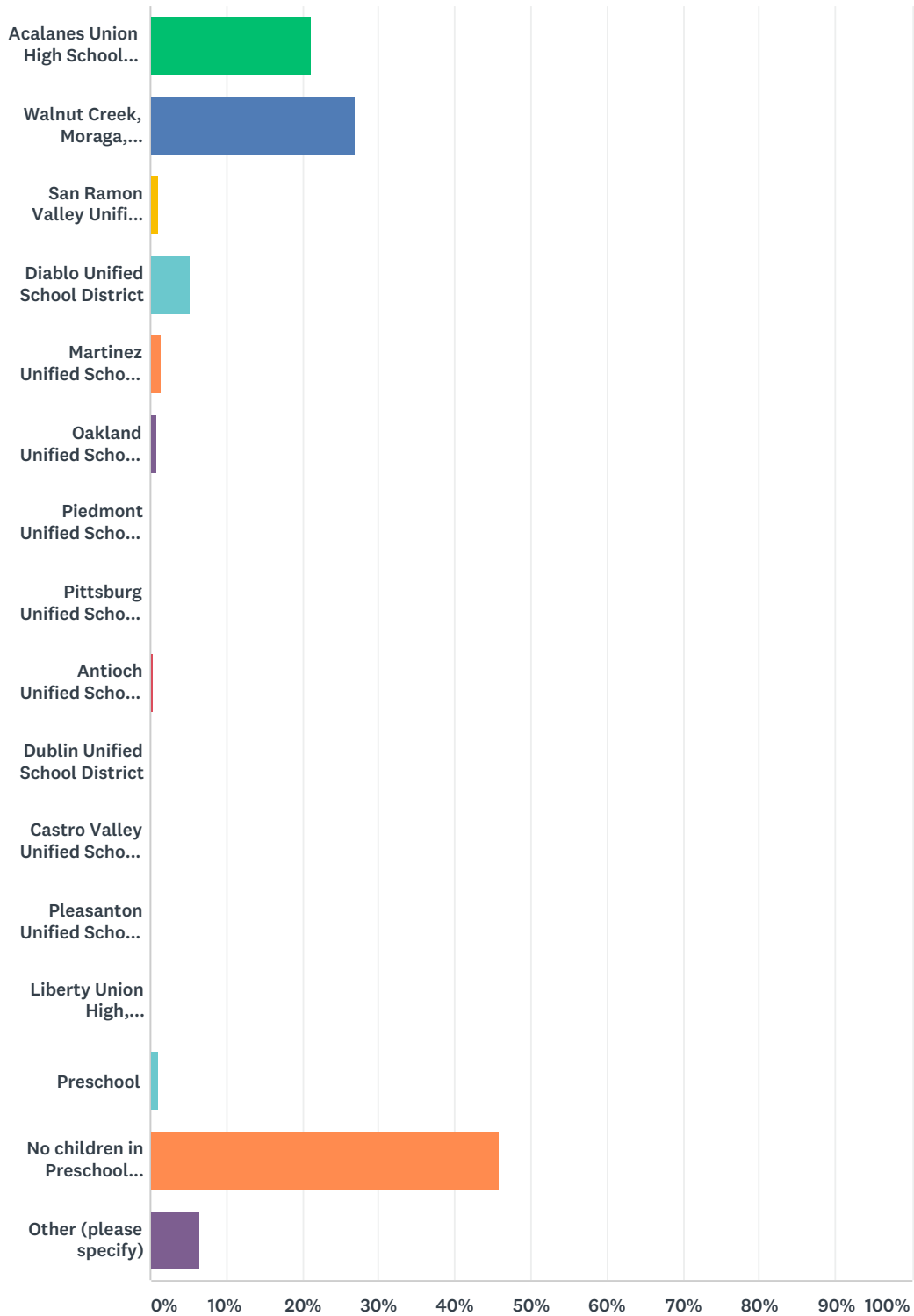
Answered: 477 Skipped: 19



ANSWER CHOICES	RESPONSES	
0-5	14.88%	71
6-10	15.51%	74
11-15	19.50%	93
16-20	16.14%	77
>20	33.96%	162
TOTAL		477

Q6 If you have (or will have) children in school, what school district do (will) they attend?

Answered: 467 Skipped: 29



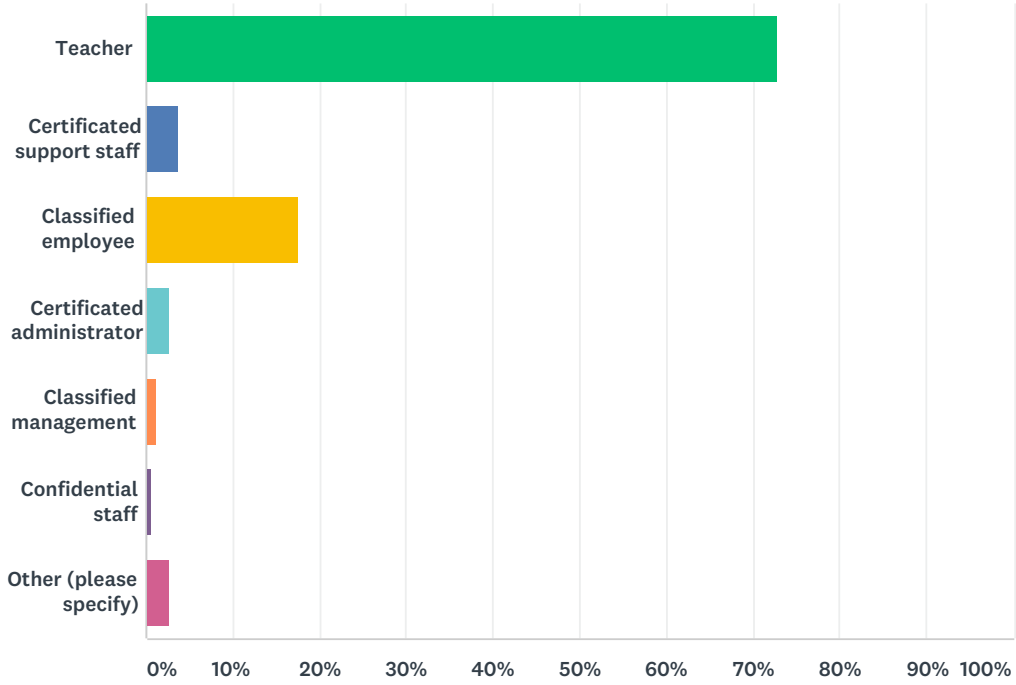
ANSWER CHOICES	RESPONSES
----------------	-----------

Partner District Calendar Survey - TK-8 Staff

Acalanes Union High School District	21.20%	99
Walnut Creek, Moraga, Lafayette or Orinda Union School Districts (partner districts)	26.98%	126
San Ramon Valley Unified School District	1.07%	5
Diablo Unified School District	5.14%	24
Martinez Unified School District	1.50%	7
Oakland Unified School District	0.86%	4
Piedmont Unified School District	0.21%	1
Pittsburg Unified School District	0.00%	0
Antioch Unified School District	0.43%	2
Dublin Unified School District	0.21%	1
Castro Valley Unified School District	0.00%	0
Pleasanton Unified School District	0.00%	0
Liberty Union High, Brentwood, Byron, Knightsen or Oakley School Districts	0.21%	1
Preschool	1.07%	5
No children in Preschool through grade 12 school	45.82%	214
Other (please specify)	6.42%	30
Total Respondents: 467		

Q7 Which of the following best describes your current role in education?

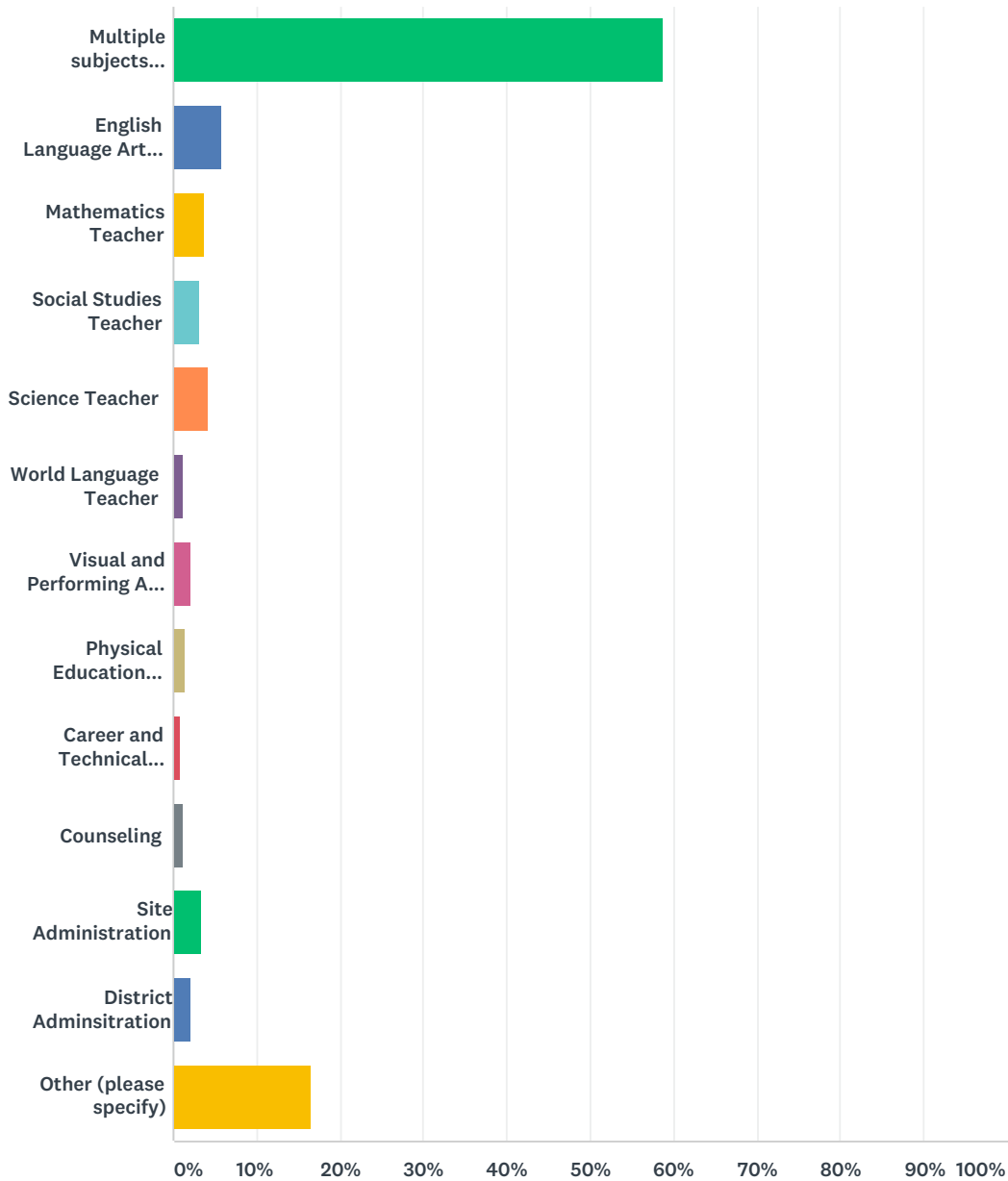
Answered: 490 Skipped: 6



ANSWER CHOICES	RESPONSES	
Teacher	72.86%	357
Certificated support staff	3.67%	18
Classified employee	17.55%	86
Certificated administrator	2.65%	13
Classified management	1.22%	6
Confidential staff	0.61%	3
Other (please specify)	2.65%	13
Total Respondents: 490		

Q8 Would you consider yourself a multiple subject teacher or do you have a specific subject with which you spend the majority of your time?

Answered: 480 Skipped: 16



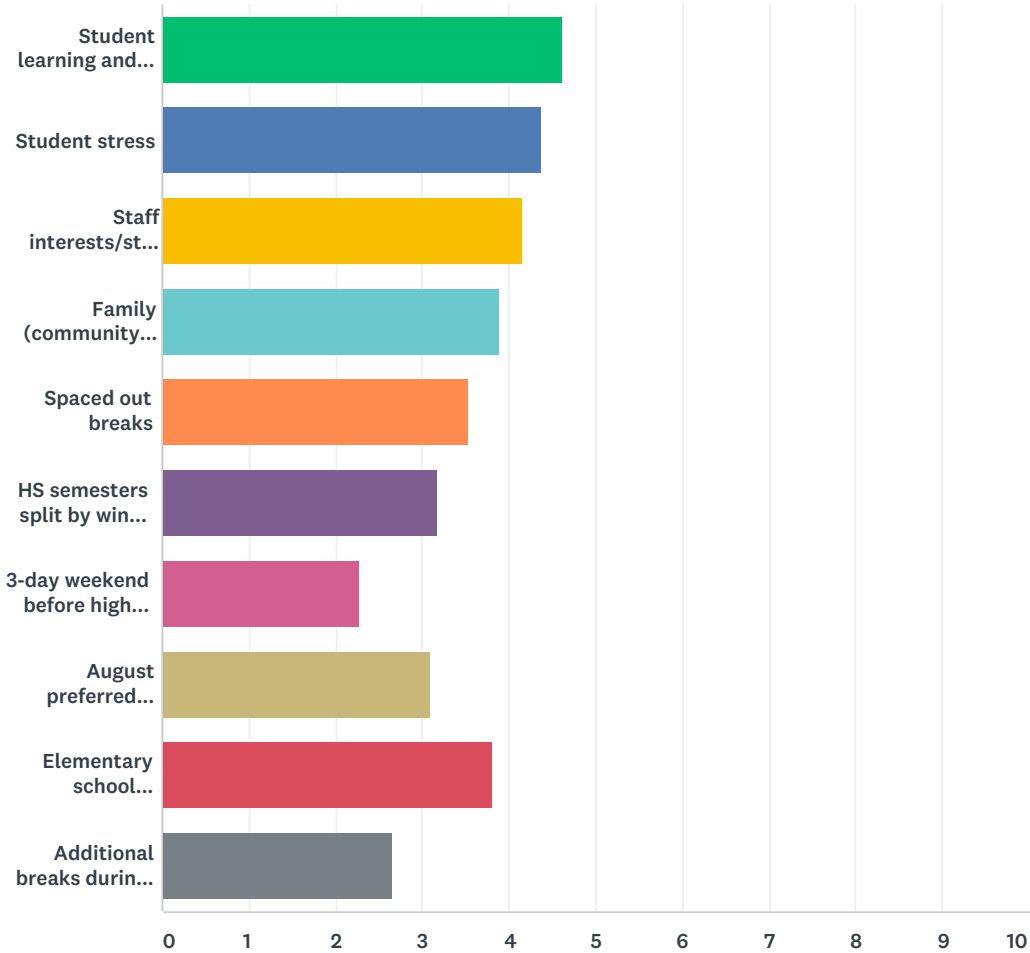
ANSWER CHOICES	RESPONSES	
Multiple subjects Teacher	58.75%	282
English Language Arts Teacher	5.83%	28
Mathematics Teacher	3.75%	18
Social Studies Teacher	3.13%	15
Science Teacher	4.17%	20

Partner District Calendar Survey - TK-8 Staff

World Language Teacher	1.25%	6
Visual and Performing Arts Teacher	2.08%	10
Physical Education Teacher	1.46%	7
Career and Technical Education Teacher	0.83%	4
Counseling	1.25%	6
Site Administration	3.33%	16
District Administration	2.08%	10
Other (please specify)	16.46%	79
Total Respondents: 480		

Q9 From the perspective of an educator, please indicate your priorities. When considering a school calendar design, weight the priority of the following decision-making criteria as you think they should influence calendar design.

Answered: 490 Skipped: 6



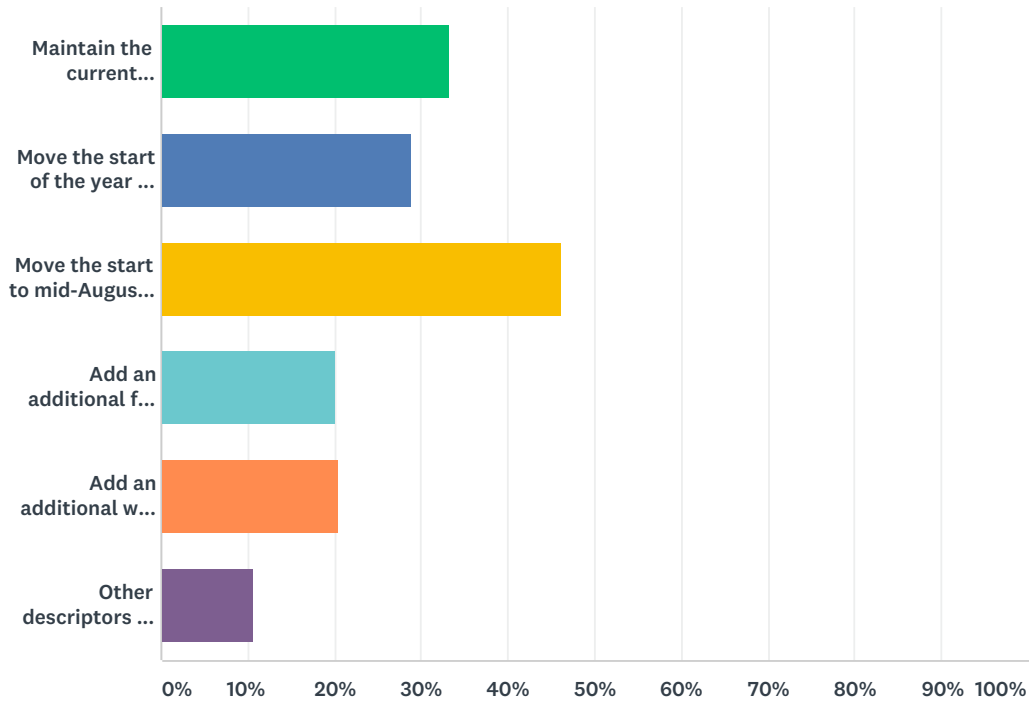
	DO NOT CONSIDER	CONSIDER, BUT WITHOUT PRIORITY	CONSIDER WITH MODERATE PRIORITY	CONSIDER WITH SIGNIFICANT PRIORITY	CONSIDER WITH HIGH PRIORITY	TOTAL	WEIGHTED AVERAGE
Student learning and academics	0.62% 3	0.41% 2	6.40% 31	20.25% 98	72.31% 350	484	4.63
Student stress	0.41% 2	2.28% 11	11.18% 54	32.51% 157	53.62% 259	483	4.37
Staff interests/stress	0.00% 0	2.30% 11	16.08% 77	44.47% 213	37.16% 178	479	4.16
Family (community traditions - i.e. Thanksgiving break, winter break, summer break)	1.23% 6	6.76% 33	24.18% 118	37.70% 184	30.12% 147	488	3.89

Partner District Calendar Survey - TK-8 Staff

Spaced out breaks	2.71% 13	13.78% 66	29.02% 139	36.53% 175	17.95% 86	479	3.53
HS semesters split by winter break (finals before break)	13.21% 63	18.66% 89	23.06% 110	26.21% 125	18.87% 90	477	3.19
3-day weekend before high school finals	32.57% 156	31.32% 150	19.00% 91	10.65% 51	6.47% 31	479	2.27
August preferred vacation time	12.39% 59	23.53% 112	24.37% 116	21.85% 104	17.86% 85	476	3.09
Elementary school interests	3.56% 17	9.00% 43	22.38% 107	34.31% 164	30.75% 147	478	3.80
Additional breaks during the year...shorter summer	28.18% 135	19.83% 95	22.34% 107	18.58% 89	11.06% 53	479	2.65

Q10 From the perspective of an educator, my preference(s) for the 2019-20 school year calendar would be to (mark all that apply)

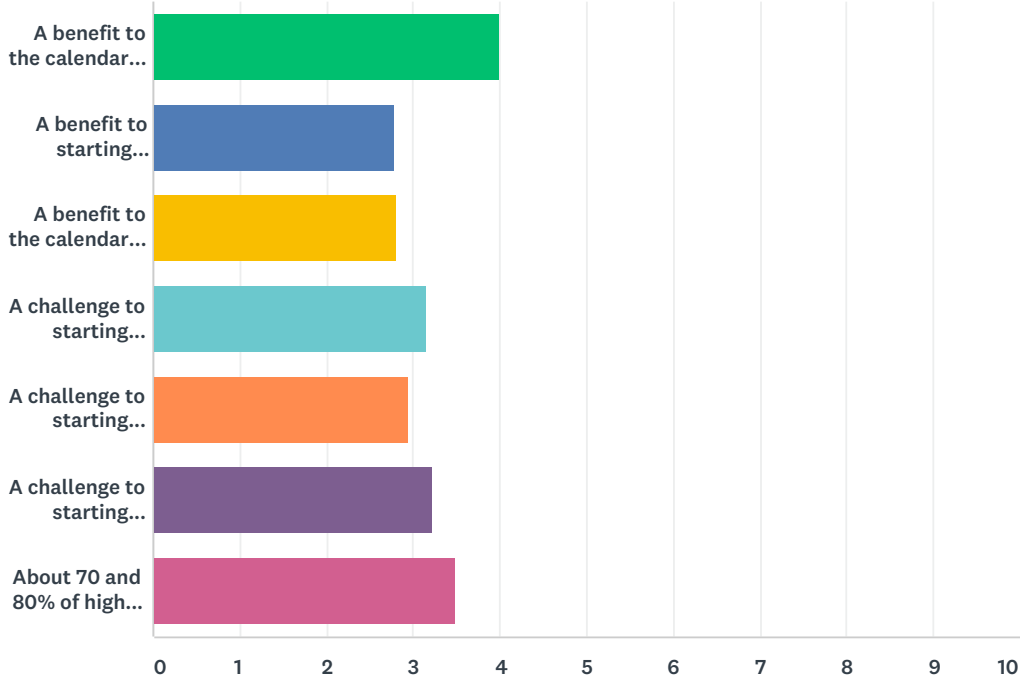
Answered: 490 Skipped: 6



ANSWER CHOICES	RESPONSES
Maintain the current calendar (Late August to mid-June)	33.27% 163
Move the start of the year to after Labor Day and continue the school year until mid to late June	28.78% 141
Move the start to mid-August (to allow for the completion of the high school 1st semester (finals) prior to winter break) and end in late May	46.33% 227
Add an additional fall week break and start a week earlier (summer one week shorter)	20.00% 98
Add an additional week in the late winter/spring and end a week later in June (summer one week shorter)	20.41% 100
Other descriptors of your preferred calendar...	10.61% 52
Total Respondents: 490	

Q11 The high school district is exploring the general concept and the feasibility of a calendar that would end the first semester prior to the winter break, even if it means starting and ending the school year 5 to 10 days earlier (approx. Aug 10 - Aug 16 start and May 31 finish). From the perspective of an educator, answer the following with your level of agreement regarding benefits and challenges of such a shift.

Answered: 484 Skipped: 12



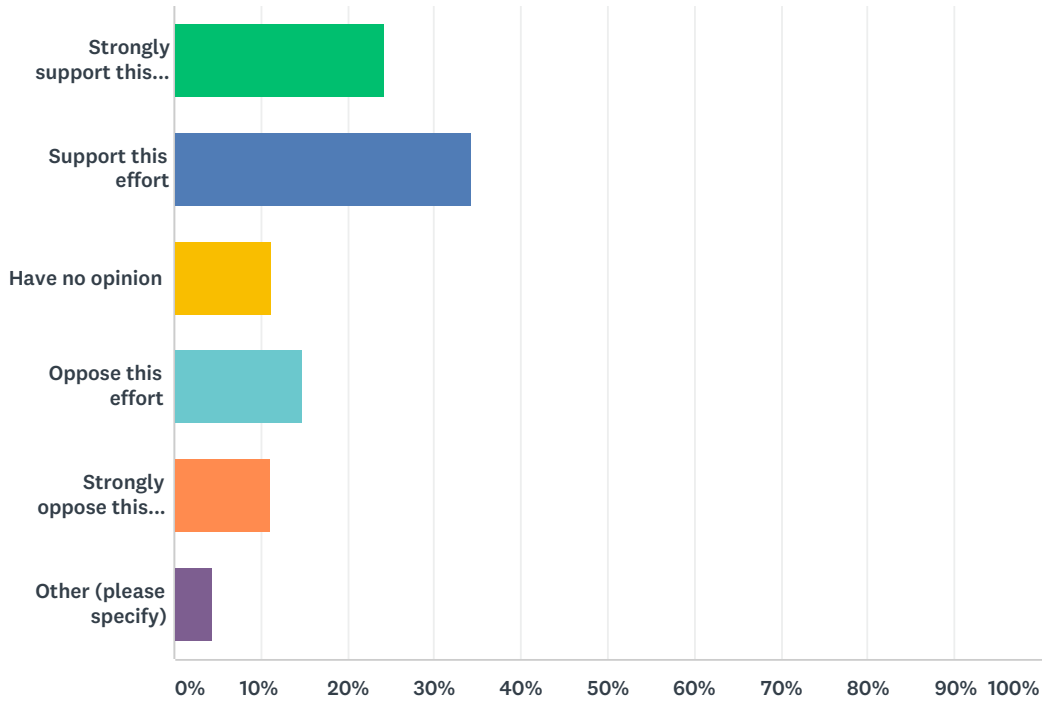
	STRONGLY DISAGREE	SOMEWHAT DISAGREE	NO OPINION OR NEUTRAL	SOMEWHAT AGREE	STRONGLY AGREE	TOTAL	WEIGHTED AVERAGE
A benefit to the calendar starting earlier in August is that the high school students would complete finals and the 1st semester prior to winter break and students would have a true break and a fresh start in the 2nd semester after winter break	6.67% 32	6.04% 29	14.79% 71	26.88% 129	45.63% 219	480	3.99
A benefit to starting earlier in August and ending in late May is that shifting a week of instruction from June to August would have a positive impact on K-8 teaching and learning	23.00% 109	17.30% 82	30.17% 143	16.88% 80	12.66% 60	474	2.79

Partner District Calendar Survey - TK-8 Staff

A benefit to the calendar starting earlier in August is that the school year would finish at the end of May and June is a better month than August to travel/vacation/summer activities	21.94% 104	16.88% 80	32.07% 152	17.30% 82	11.81% 56	474	2.80
A challenge to starting earlier in August and ending in late May is that August is a better month than June for travel/vacation/summer activities	10.66% 50	15.78% 74	37.74% 177	19.19% 90	16.63% 78	469	3.15
A challenge to starting earlier in August and ending in late May is that shifting a week of instruction from June to August would have a negative impact on K-8 teaching and learning	14.77% 70	18.78% 89	37.97% 180	14.98% 71	13.50% 64	474	2.94
A challenge to starting earlier in August and ending in late May is that it would shift a week of school from June to August.	10.26% 48	13.46% 63	38.25% 179	20.09% 94	17.95% 84	468	3.22
About 70 and 80% of high school district staff and students, respectively, support shifting the calendar so the 1st semester ends prior to winter break for reasons of teaching and learning and an improved student school experience. I think our district should support such a change.	13.33% 64	11.04% 53	18.75% 90	25.62% 123	31.25% 150	480	3.50

**Q12 The high school district is exploring the general concept and the feasibility of a calendar that would end the first semester prior to the winter break, even if it means starting and ending the school year 5 to 10 days earlier (approx. Aug 10 - Aug 16 start and May 28 - June 2 finish).
From the perspective of an educator, I would**

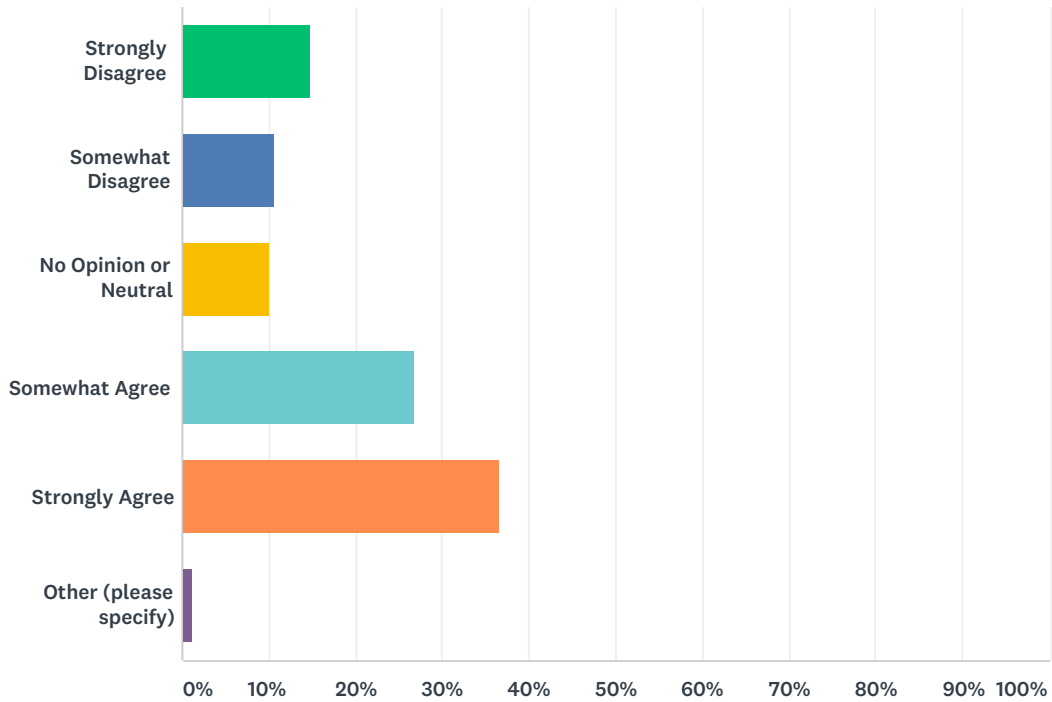
Answered: 487 Skipped: 9



ANSWER CHOICES	RESPONSES	
Strongly support this effort.	24.23%	118
Support this effort	34.29%	167
Have no opinion	11.29%	55
Oppose this effort	14.78%	72
Strongly oppose this effort	11.09%	54
Other (please specify)	4.31%	21
TOTAL		487

Q13 From the perspective of an educator, it is important that the K-8 district school year calendar closely aligns to the high school calendar

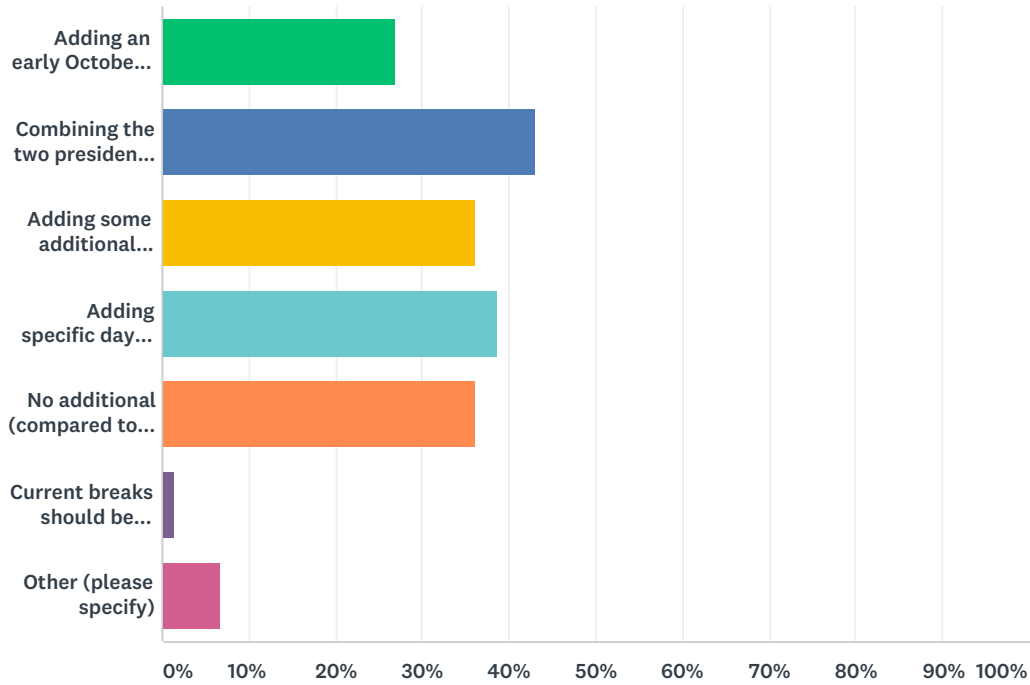
Answered: 491 Skipped: 5



ANSWER CHOICES	RESPONSES	
Strongly Disagree	14.87%	73
Somewhat Disagree	10.59%	52
No Opinion or Neutral	9.98%	49
Somewhat Agree	26.68%	131
Strongly Agree	36.66%	180
Other (please specify)	1.22%	6
TOTAL		491

Q14 Some advocate for adding additional breaks during the school year (which shortens the summer break as there still needs to be 180 school days). Check all statements you support from your perspective as an educator

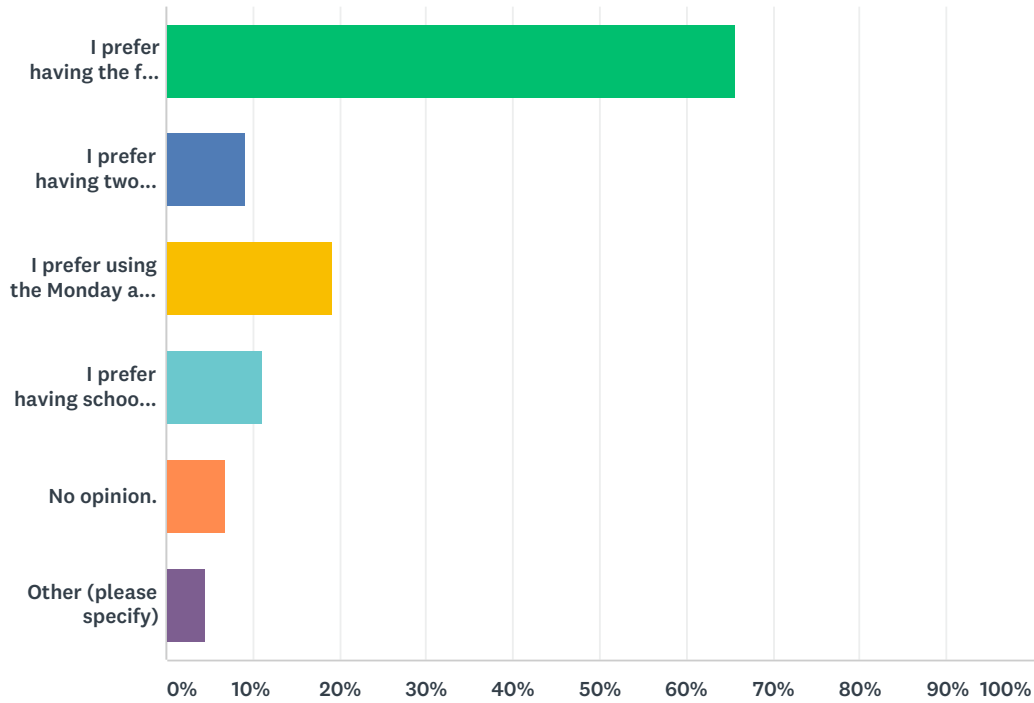
Answered: 491 Skipped: 5



ANSWER CHOICES	RESPONSES
Adding an early October week break (fall break)	27.09% 133
Combining the two presidents' days in February and adding some days off to provide for a week off for presidents' week	43.18% 212
Adding some additional three day weekends spread out during the course of the school year	36.25% 178
Adding specific days off during the year (such as the day after Halloween or open house)	38.70% 190
No additional (compared to what we currently have) breaks or days off should be given during the year...keep summer as long as possible	36.25% 178
Current breaks should be shortened or eliminated to lengthen summer	1.43% 7
Other (please specify)	6.72% 33
Total Respondents: 491	

Q15 Some districts and private schools that have moved their calendar so that the high school 1st semester (finals) finishes before winter break have regular school on the Monday and Tuesday of Thanksgiving Break. Our district has closed school for students on the Monday and Tuesday since the late 90s. From the perspective of an educator, what is most important to you regarding Thanksgiving break?

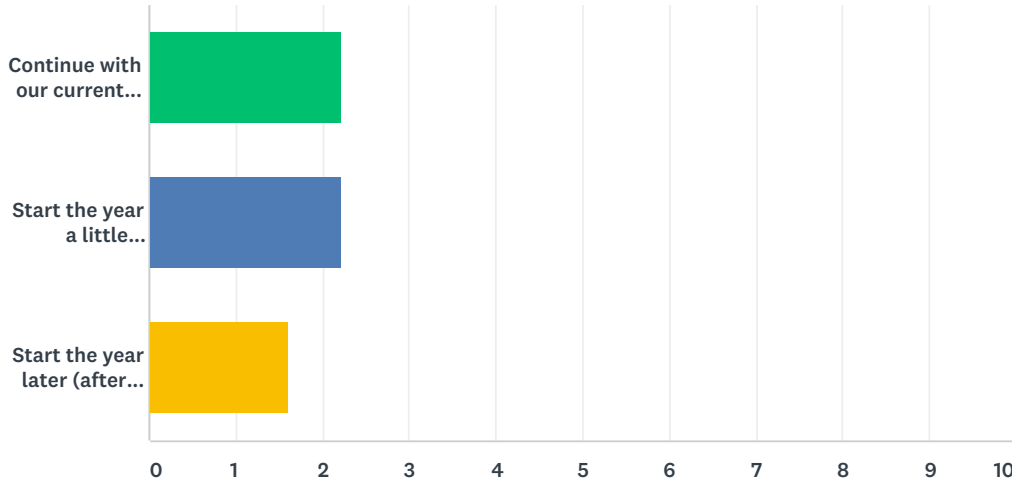
Answered: 491 Skipped: 5



ANSWER CHOICES	RESPONSES	
I prefer having the full week off from school even if it means starting the year 2 days earlier.	65.78%	323
I prefer having two professional development days during the break, but close the schools to students.	9.16%	45
I prefer using the Monday and Tuesday of Thanksgiving for meetings and/or teacher-parent conferences.	19.35%	95
I prefer having school in session on Monday and Tuesday so the school year could start two days later.	11.00%	54
No opinion.	6.92%	34
Other (please specify)	4.68%	23
Total Respondents: 491		

Q16 Rank your preference regarding the general calendar concepts below...(1 you prefer the most, 3 you prefer the least)

Answered: 489 Skipped: 7



	1	2	3	TOTAL	SCORE
Continue with our current calendar...no significant change	34.00% 154	52.54% 238	13.47% 61	453	2.21
Start the year a little earlier (mid-August) so high school finals and the end of the 1st semester are before winter break and the school year ends at the end of May	50.21% 239	21.64% 103	28.15% 134	476	2.22
Start the year later (after Labor Day) so school finishes in the mid to late June	18.53% 88	23.58% 112	57.89% 275	475	1.61